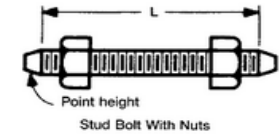
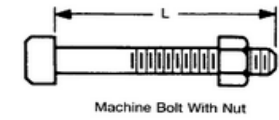
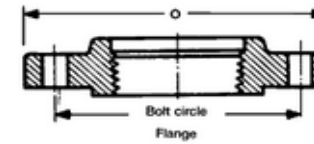


# Dimensions for Drilling and Bolts - 150 Lbs



Dimensions Class 150 acc. to ASME / ANSI B16.5

Dimensions			Drilling			Length of Bolts			
Nominal Size	Nominal Size	Outside diameter of Flange	Diameter of Bolt Circle	Diameter of Bolt Holes	Number of Holes	Nominal Diameter of Bolts	Stud Bolts: 2 mm Raised Face	Ring Joint	Machine Bolts 2 mm Raised Face
mm	inch	O							
15	1/2"	90	60,5	16	4	M14	60	-	45
20	3/4"	100	70	16	4	M14	65	-	50
25	1"	110	79,5	16	4	M14	65	80	55
32	1-1/4"	120	89	16	4	M14	70	80	55
40	1-1/2"	130	98,5	16	4	M14	70	95	60
50	2"	150	120,5	20	4	M18	80	95	65
65	2-1/2"	180	139,5	20	4	M18	90	100	75
80	3"	190	152,5	20	4	M18	90	105	75
-	3-1/2"	215	178	20	8	M18	90	105	75
100	4"	230	190,5	20	8	M18	90	105	75
125	5"	255	216	22	8	M20	90	110	80
150	6"	280	241,5	22	8	M20	100	115	85
200	8"	345	298,5	22	8	M20	110	120	90
250	10"	405	362	26	12	M24	115	130	95
300	12"	485	432	26	12	M24	120	135	100
350	14"	535	476	30	12	M27	130	150	110
400	16"	600	540	30	16	M27	135	150	115
450	18"	635	578	33	16	M30	150	160	125
500	20"	700	635	33	20	M30	160	170	135
600	24"	815	749,5	36	20	M33	175	185	145